



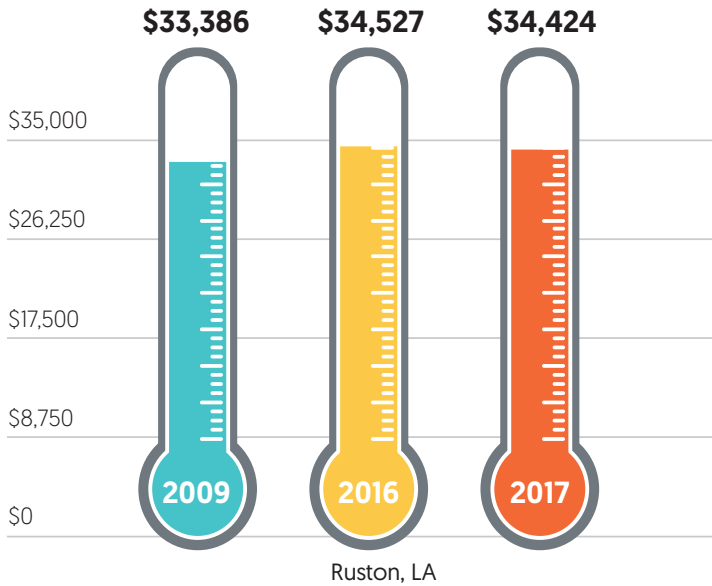
ECONOMICS

Ec

11.3% POPULATION GROWTH
2007-2017

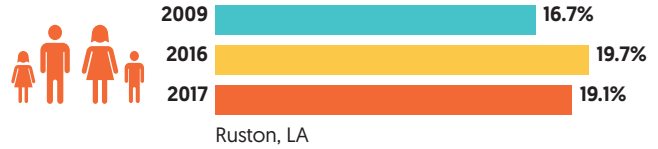


**MEDIAN HOUSEHOLD INCOME,
2009-2017**



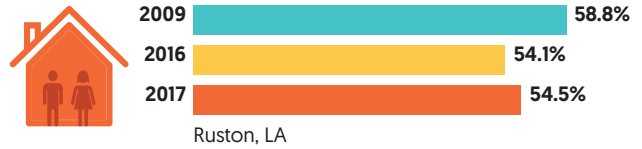
Source: U.S. Census Bureau, 2009, 2016, and 2017 American Community Survey 5-Year Estimates at <http://factfinder2.census.gov>

**PERCENT OF FAMILIES BELOW POVERTY LEVEL,
2009-2017**



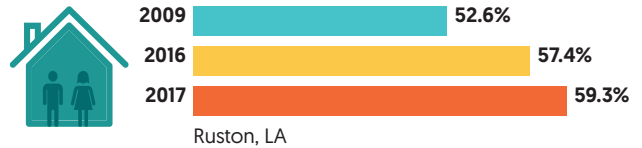
Source: U.S. Census Bureau, 2009, 2016, and 2017 American Community Survey 5-Year Estimates at <http://factfinder2.census.gov>

PERCENT OWNER-OCCUPIED UNITS, 2009-2017



Source: U.S. Census Bureau, 2009, 2016, and 2017 American Community Survey 5-Year Estimates at <http://factfinder2.census.gov>

**PERCENT OCCUPIED UNITS WITH RENT 35%
OR MORE OF INCOME, 2009-2017**

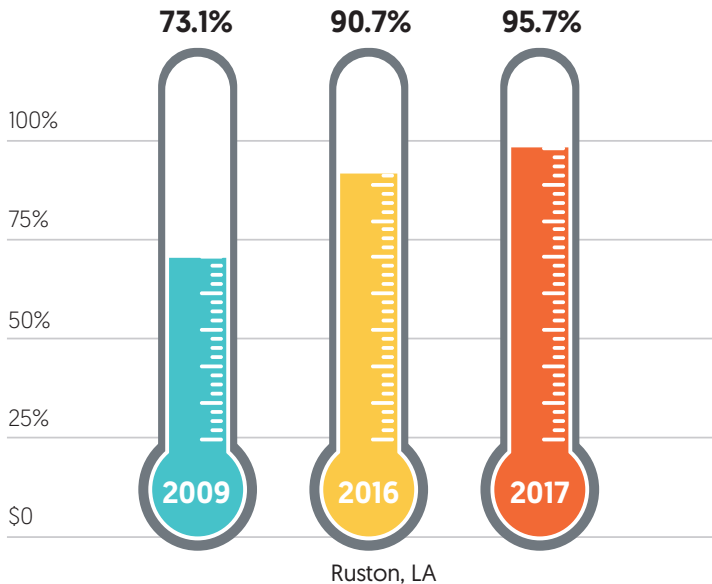


Source: U.S. Census Bureau, 2009, 2016, and 2017 American Community Survey 5-Year Estimates at <http://factfinder2.census.gov>

EDUCATION

Ed

COHORT GRADUATION RATE, 2009-2017



Source: Louisiana Believes Data Center at <https://www.louisianabelieves.com/resources/library/data-center>

**PERCENT 3 AND 4-YEAR-OLDS IN SCHOOL,
2009-2017**



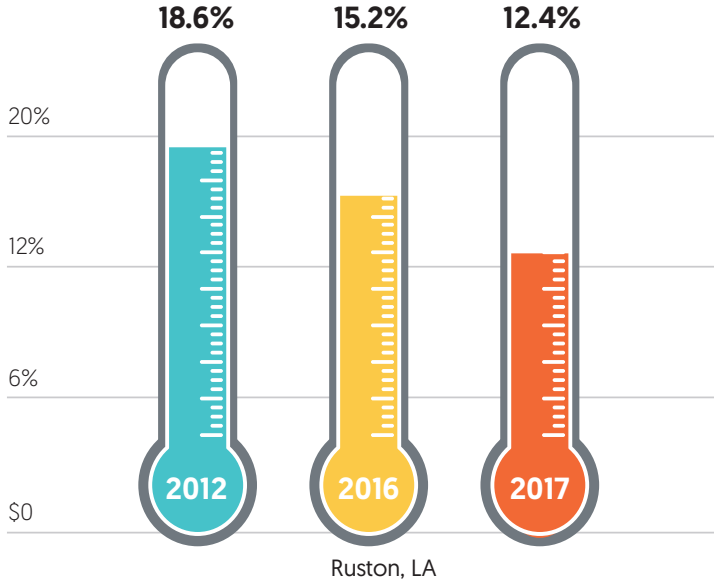
Source: U.S. Census Bureau, 2009, 2016, and 2017 American Community Survey 5-Year Estimates at <http://factfinder2.census.gov>

**PERCENT 25+ WITH BACHELOR'S OR HIGHER,
2009-2017**



Source: U.S. Census Bureau, 2009, 2016, and 2017 American Community Survey 5-Year Estimates at <http://factfinder2.census.gov>

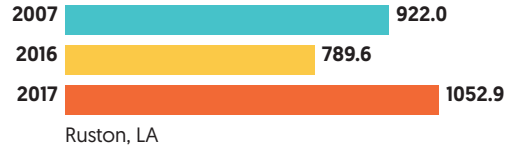
PERCENT UNINSURED, 2012-2017



Source: U.S. Census Bureau, 2012, 2016, and 2017 American Community Survey 5-Year Estimates at <http://factfinder2.census.gov>

Note: 2012 data are the earliest available for this indicator

CHLAMYDIA RATE, 2007-2017



Source: 2010, 2018, and 2019 County Health Rankings at <http://www.countyhealthrankings.org/rankings/data>

Note: Data reported in the County Health Rankings may be from previous years

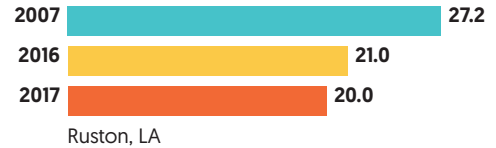
PERCENT OF LIVE BIRTHS WITH LOW BIRTH WEIGHT, 2010-2017



Source: Louisiana Kids Dashboard at <http://www.kidsdashboard.la.gov>; 2018 and 2019 County Health Rankings at <http://www.countyhealthrankings.org/rankings/data>

Note: 2010 data are the earliest available for this indicator

TEEN BIRTH RATE (MOTHERS AGES 15 -19), 2007-2017



Source: Data provided to the author by the Louisiana Office of Public Health, Bureau of Family Health and 2018 County Health Rankings

Note: Data reported in the 2018 County Health Rankings may be from years previous to 2018

MORTALITY RATE, 2006-2017

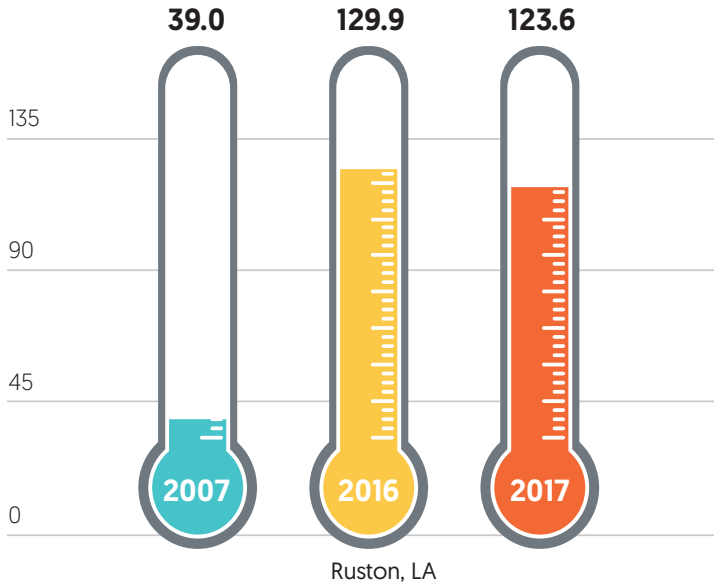


Source: Calculated by author based on Center for Disease Control online database, WONDER, at <http://wonder.cdc.gov>

TEEN BIRTH RATE (MOTHERS AGES 15 -19), 2007-2017


CRIME & SAFETY

VIOLENT CRIME RATE, 2007-2017



Source: FBI Uniform Crime Reports Table 10: Offenses Known by Law Enforcement by State by Metropolitan and Nonmetropolitan Counties, 2007, 2016, and 2017

PROPERTY CRIME RATE, 2007-2017



Source: FBI Uniform Crime Reports Table 10: Offenses Known by Law Enforcement by State by Metropolitan and Nonmetropolitan Counties, 2007, 2016, and 2017

Ruston Community Counts 2019

For the full report visit cfnla.org/data